

SAMOKOVSKO HORO

TRANSLATION AND ORIGIN : *Samokovsko Horo* originates from the area around the town of Samokov, *Šopluk* region in Bulgaria, from which it got its name.

Nowadays it is done throughout all of Bulgaria and has become one of the most popular whirling circle dances at weddings and holiday gatherings. There is also a version known in Greece. The dance is known under many different names often indicating where it is being done, by whom and to what song or melody. Here are some examples: *Samokovsko Horo* (from Samokov), *Kjustendilsko Horo* (from Kjustendil), *Kasapsko Horo* (butcher's dance) *Čareni Čorapi* ("colorful socks"). The later one is derived from the original dance song to which it is performed in West-Bulgaria, *Šopluk*.

MUSIC : Cassette "BULGARIAN FOLK DANCES" - JL1987.01 by Jaap Leegwater.

METER : 9/8

or

	
1 2 1 2 1 2 1 2 3	1 2 3 4
	Q Q Q S 7

The dance consist of a 3-measure pattern done to a song or musical accompaniment that has a 8-measure musical phrase. Therefore there is no synchronization between music and dance phrasing. This is a characteristic feature in the relationship between music and dance in many Bulgarian folk dances. The beginning of both the music and dance phrase coincide after every 24th measure.

STYLE : Light and jumpy.






FORMATION : Open circle, hands held in V-position. This dance is a *Vodeno Horo*, which means a "lead chain-dance". The first dancer (*Vodač* or *Horovodec*) often winds the circle into itself.






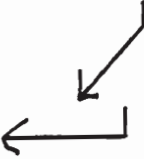

Vodeno Horo

INTRODUCTION : One can start at the beginning of any musical phrase

SAMOKOVSKO HORO (page 2)

<u>DIRECTION</u>	<u>MEAS</u>	<u>PATTERN</u>	<u>Part 1 "BASIC"</u>
	1		facing and moving in LOD, step on R ft (ct 1), step on L ft (ct 2), lift on L ft followed by a step on R ft (ct 3), lift on R ft followed by a step on L ft (ct 4)
	2		turning face ctr, moving sdwd R, step on R ft (ct 1), step on L ft across behind R ft (ct 2), step on R ft bending R knee (ct 3), bounce on both ft together and bounce on R ft, lifting L ft off the floor (ct 4)
	3		repeat action of meas 2 with opp ftwk & directions

Part 2 "ELLIPSE"

	1		facing ctr, describing the left half of an ellipse fwd twd the ctr with the steps of meas 1 of Part 1
	2		facing ctr, moving diag R bkwd, step on R ft (ct 1), step on L ft (ct 2), hop on L ft followed by a step on R ft (ct 3), step on L ft and step on R ft ft bending R ft (ct 4)
	3		facing ctr, moving diag L bkwd, step on L ft (ct 1), step on R ft (ct 2), hop on R ft followed by a step on L ft sdwd L (ct 3), step on R ft next to L ft and step on L ft sdwd L (ct 4)

Those two variations, Part 1 and Part 2, are alternated based on the directions of the *Horovodec* (the first dancer).

SAMOKOVSKO (page 3/3)

DIRECTION MEAS PATTERN Part 3 "KICKS" (*Bansko Variation*)

- 1 facing and moving LOD,
step on R ft (ct 1), step on L ft (ct 2),
hop on L ft, swinging R lower leg with bent
knee across in front of L leg (ct 3),
leap onto R ft (ct 4, step on L ft (ct&)

- 2 step on R ft (ct 1), step on L ft (ct 2),
kick R leg fwd down (ct 3),
hop on L ft, bending R knee in front (ct 4)
step on R ft (ct &)

- 3 step on L ft (ct 1), step on R ft (ct 2),
kick L leg fwd down (ct 3)
hop on R ft, bending R knee in front (ct 4)
step on L ft (&)

N.B. Those three variation, Part 1, 2 & 3,
are alternated based on the directions and
commands of the *Horovodec* (line leader).

Description by Jaap Leegwater.
Presented by Jaap Leegwater at Stockton Folk Dance Camp 2007